


MULTIPURPOSE



Anodised aluminium slimline headrail with snap headrail inserts




Anodised aluminium slimline headrail infill detail



Anodised aluminium slimline headrail finish detail



Two adjustable anodised aluminium pedestal legs per fascia for added support



Privacy strip along door edges

YMCA Gym, Pitt Street, Auckland

Board: 13mm Laminex Compact Laminate
Colour: Doors - Pillarbox Red; Fascia's and Dividers - Oyster Grey
Hardware: Satin Chrome Finish

Boards:

- 13mm Compact Laminate

Multipurpose Partition System Overview:

- Anodised aluminium adjustable pedestal mounted, overhead braced system
- Anodised aluminium headrail with infills
- Continuous wall channels to all junctions
- Privacy strip along door edges for maximum privacy
- Doors flush with fascia's when closed for seamless, clean finish
- Two adjustable anodised aluminium pedestal legs per fascia for extra strength and partition rigidity

Edge Treatment:

- Compact Laminate
≈ None (oil will enhance black edge)

Warranties:

- Board
≈ 13mm Compact Laminate – 10 years
- Hardware – 2 years
- Installation – 2 years

Features:	13mm Compact
Antimicrobial properties tested to JIS Z 2801:2001	✓
Group 3 Fire Rating	✓
Emergency lift off hinges	✓
Impact resistant	✓
Graffiti and vandalism resistant	✓
Moisture resistant	✓
Panels are 1800mm wide, eliminating the need for joints in most cases	✓
Can be hosed down for cleaning	✓
Concealed fix hardware	✓
Stainless steel fixings	✓
Environmentally friendly, low emissions	✓
Powder coating to aluminium trim available optional extra	✓
CF2 Stainless Steel bullet style foot available optional extra	✓
Sliding door or open out door to comply with accessibility requirement available	✓

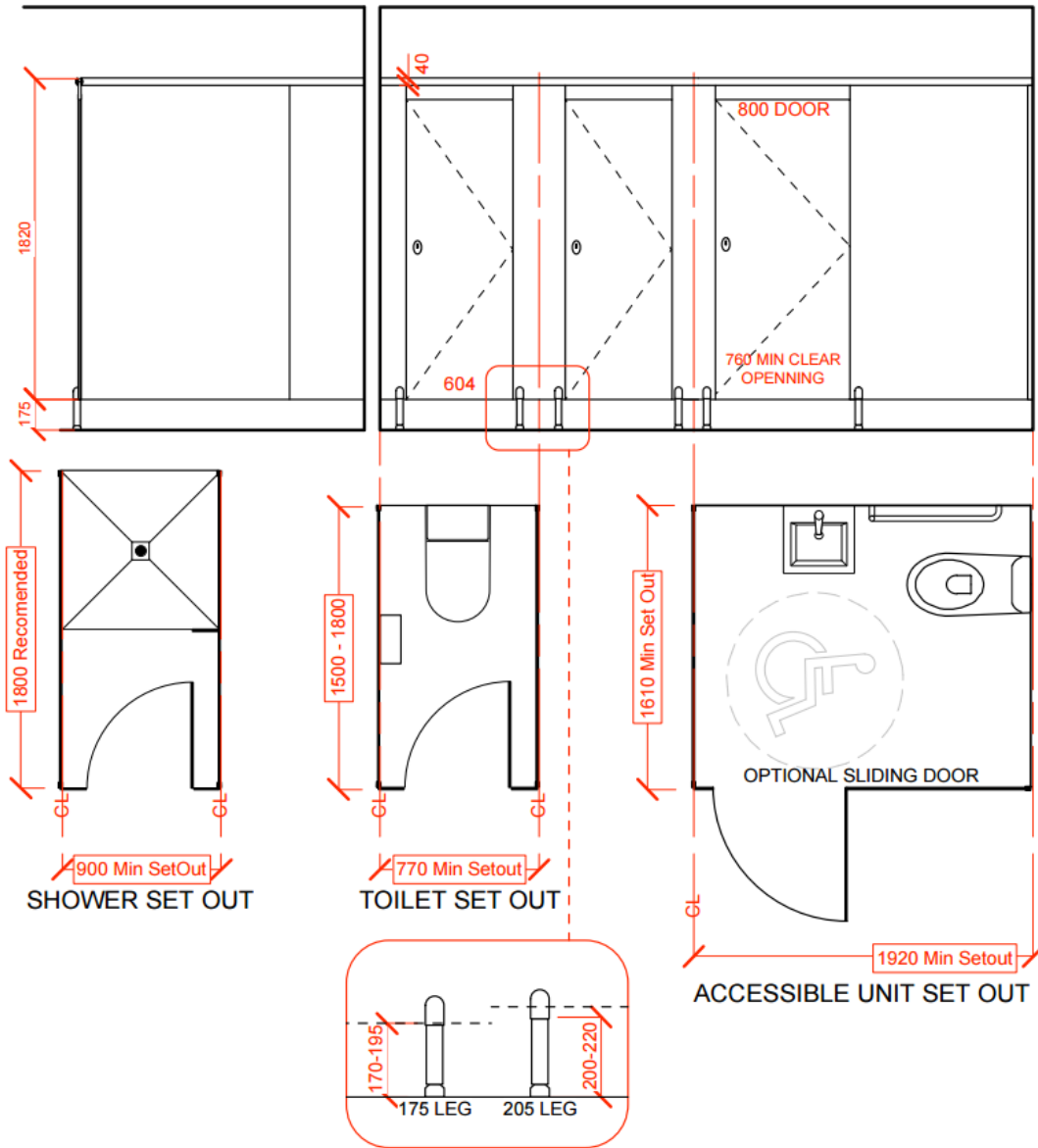
Uses :	
Wet areas / Shower cubicles	✓
Dry areas / Toilet cubicles	✓

Updated February 2016

Full specification and additional technical data available on www.haleman.co.nz



TYPICAL DETAILS



DESIGN PATENTED HARDWARE



Concealed Square Moda Lock with Indicator and Door Stop



Concealed fix 106C emergency lift off gravity hinge



Concealed fix coat hook



Anodised aluminium slimline headrail corner detail



HALE MANUFACTURING LTD
PARTITION AND WASHROOM SYSTEMS